

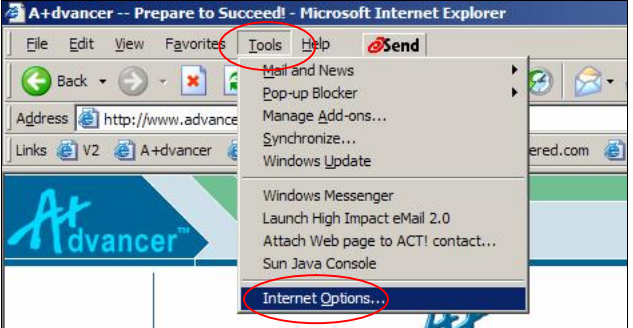
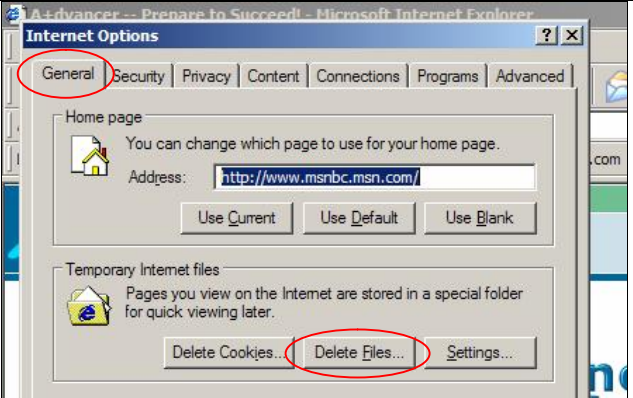
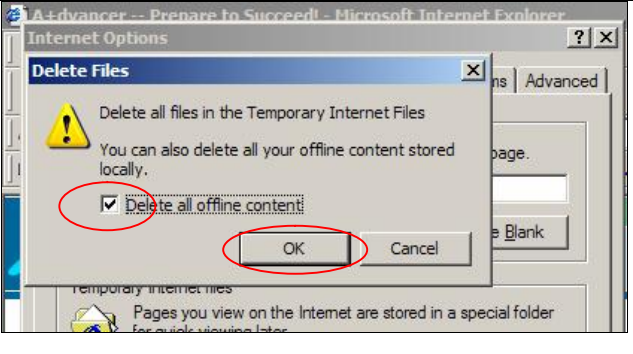
**A⁺dvancer™ Online Courseware
Technical Bulletin
February 21, 2005**

Subject: JavaScript errors may appear when assigning assessment tests or coursework.

Affected Users: All A⁺dvancer™ Online Courseware users accessing the system after the February 21, 2005, system upgrade.

Symptom: Any workstation that accessed the A⁺dvancer system prior to the February 21, 2005, system upgrade may have incompatible information stored in the Internet Explorer browser's cache memory. The result is a JavaScript error reported when attempting to assign assessment tests and/or coursework through the Quick User Setup screen.

Solution: Each workstation experiencing the problem must have its browser cache (temporary Internet files) cleared.

<p>Launch the Microsoft® Internet Explorer browser. Click on “Tools” then “Internet Options.”</p>	 A screenshot of the Microsoft Internet Explorer browser window. The title bar reads "A+dvancer -- Prepare to Succeed! - Microsoft Internet Explorer". The "Tools" menu is open, showing options like "Mail and News", "Pop-up Blocker", "Manage Add-ons...", "Synchronize...", "Windows Update", "Windows Messenger", "Launch High Impact eMail 2.0", "Attach Web page to ACT! contact...", "Sun Java Console", and "Internet Options...". The "Tools" menu and "Internet Options..." are circled in red.
<p>Click on the “General” tab. Then, click on “Delete Files” located inside the “Temporary Internet Files” section.</p>	 A screenshot of the "Internet Options" dialog box in Microsoft Internet Explorer. The "General" tab is selected. Under the "Temporary Internet files" section, the "Delete Files..." button is circled in red. Other buttons include "Delete Cookies..." and "Settings...".
<p>Check the box “Delete all offline content” and click “OK.” The time for this process to complete may vary from a few seconds to several minutes depending on the speed of your workstation and the amount of data currently stored as temporary Internet files.</p> <p>After this process is complete, close the browser, re-launch it and access the A⁺dvancer system at www.advancerlearning.com.</p> <p>This process should need to be performed only one time on each workstation.</p>	 A screenshot of the "Delete Files" dialog box. It contains a warning icon and the text: "Delete all files in the Temporary Internet Files. You can also delete all your offline content stored locally." The checkbox "Delete all offline content" is checked and circled in red. The "OK" button is also circled in red.

We apologize for any inconvenience this may have caused. If you need additional technical assistance relating to this subject, please advise your system administrator to contact A⁺dvancer Customer Support at 1-800-248-0757, Monday-Friday, 7:00 AM to 7:00 PM Central Time.