

A⁺dvancer™ Online Courseware Technical Bulletin February 22, 2005

Subject: Courseware lists not appearing to update following assessment test.

Affected Users: All A⁺dvancer™ Online Courseware users accessing the system after the February 21, 2005, system upgrade.

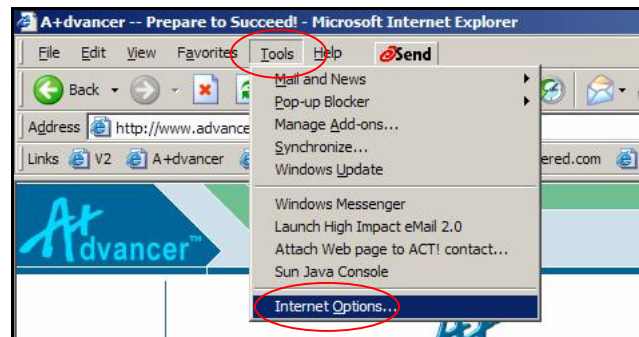
Symptom: Following the completion of an assessment test, it may appear that no coursework was assigned to the student. There are three conditions which may cause this result. The first is the result of a student scoring 100% on the assessment test. In this case, no prescriptive coursework is assigned.

The second is the result of the Administrator's not selecting "Assign Coursework Automatically" in the Quick User Setup. To assign prescriptive coursework from results of a previously assigned Assessment Test, select "Assign coursework from assessment test" from within the "Lessons" menu.

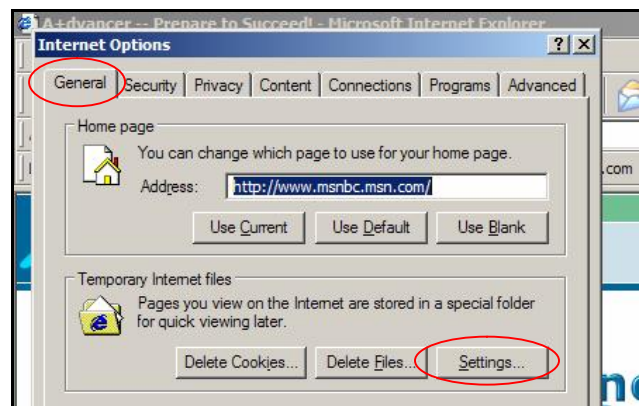
The third condition is the result of the workstation browser failing to check the A⁺dvancer servers for an updated page when returning to the "Select a Lesson" or "Select a Prescription" page.

Solution: Set the browser to check for an updated version of stored pages Every Time the page is revisited. See below:

Launch the Microsoft® Internet Explorer browser.
Click on "Tools" then "Internet Options."

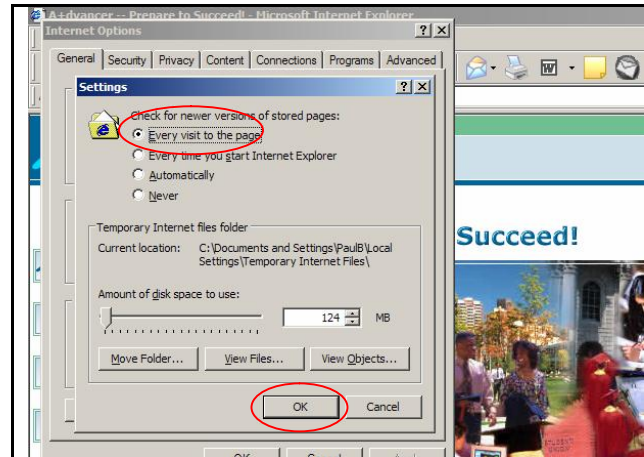


Click on the "General" tab. Then, click on "Settings" located inside the "Temporary Internet Files" section.



Check “Every visit to the page” and click “OK.”
After this process is complete, close the browser, re-launch it and access the A⁺dvancer system at www.advancerlearning.com.

This process should need to be performed only one time on each workstation.



We apologize for any inconvenience this may have caused. If you need additional technical assistance relating to this subject, please advise your system administrator to contact A⁺dvancer Customer Support at 1-800-248-0757, Monday-Friday, 7:00 AM to 7:00 PM Central Time.